



Race Directors' Event Notes



30.09-01.10 2023 Rd.6 MUGELLO – ITA





mugello
CIRCUIT



Length – **5245** meters
Pole Position – **Right Side**



MAIN OFFICIALS DURING THIS EVENT



Chairman of the Panel



Ronny Guarini

Technical Delegate



Fabrizio Nosco

Race Director

Clerk of the Course



Alessandro Ferrari



Antonio Canu

ACTIVITY

Saturday Qualifying 1 - 10.20-10.35 – Qualifying 2 – 10.45-11.00

Saturday

Time 17.50 RACE 1 30 minutes + 1 LAP

Sunday

Time 09.55 RACE 2 30 minutes + 1 LAP

Time 16.50 RACE 3 30 minutes + 1 LAP

PIT LANE CIRCULATION



PRE – GRID
Trolleys & Cars

Trolleys & Cars ready in Pre-Grid 20' minutes before the Pit Open Time


PARC FERME' AFTER QUALIFYING - RACES



IF SOME CARS REMAIN IN THE PIT – PUSH BACK IN THE PARC FERME'

PARC FERME' CARS

PIT ENTRY




TROLLEYS & CARS OUT THE PIT LANE - FREE PRACTICE



Paddock Area



FREE PRACTICE – QUALIFYING – FORMATION LAP



Free Practice – Qualifying – and Formation Lap for the Races
The drivers can move only when the light at Pit Lane Exit is GREEN
The speed limit imposed in the Pit is **60 Km/h.**



QUALIFYING PRACTICE



The Qualifying Practice will be able to play in one of the following ways:

Two rounds of max 15' (fifteen minutes) each, interspersed with a maximum of 10' (ten minutes) neutralization.

During the stop, it is not allowed to refuel or top-up lubricants and / or other liquids in the pit lane, as shown in Art. 16, and the cars cannot enter or go to the pits or paddock; the only fluid that is allowed to refill is the brake fluid. Operations may still be performed on the cars, because they will not be subject to parc fermé rules.

The starting grid of the **Race 1 (30' + 1 lap)** will be based on the best time reached by each driver upon the first qualifying session. If two or more drivers have obtained the same time, priority will be given to the driver who has got it first. The starting grid of the **Race 2 (30' + 1 lap)** will be based on the best time reached by each driver upon the second qualifying session. If two or more drivers have obtained the same time, priority will be given to the driver who has got it first. The starting grid of the **Race 3 (30' + 1 lap)** will be based on the second best time reached by each driver in any of the two rounds of qualifying.

QUALIFYING PRACTICE



For the safe and orderly conduct of the Event, other than in exceptional circumstances accepted as such by the Stewards, any driver that exceeds the lap time **02'.00'.00 (dry condition)** from the Second Safety Car Line to the First Safety Car Line on ANY lap during and after the end of the qualifying session, including in-laps and out-laps, may be deemed to be going unnecessarily slowly. For the avoidance of doubt, this does not supersede Art 89 RNS and Art. 4.3 RDS Velocità in Circuito , which apply to the entire Circuit.

PIT LANE REGULATION



Art.15. - PIT LANE REGULATION

Competitors/Drivers and their Teams will carefully respect all provisions under the current sporting regulations.

Repairs are admitted during the race (free practices, qualifying, heats, finals, etc.) and must be performed only within the allotted assistance area in front of the box and in accordance with the current Sporting National Regulations.

Refuelling in the pit lane is strictly forbidden during all the event.

Just 4 people per car may stand around it to perform repairs activities, in addition to the tyres company personnel.

If the driver remains on board, he will not be counted within the 4.

A speed limit of **60 kph** during the whole Event will be enforced in the Pit Lane.

Drivers are responsible for observing this limit.

A red circular speed limit sign with a white border and the number '60' in white in the center.

60



PIT ENTRY

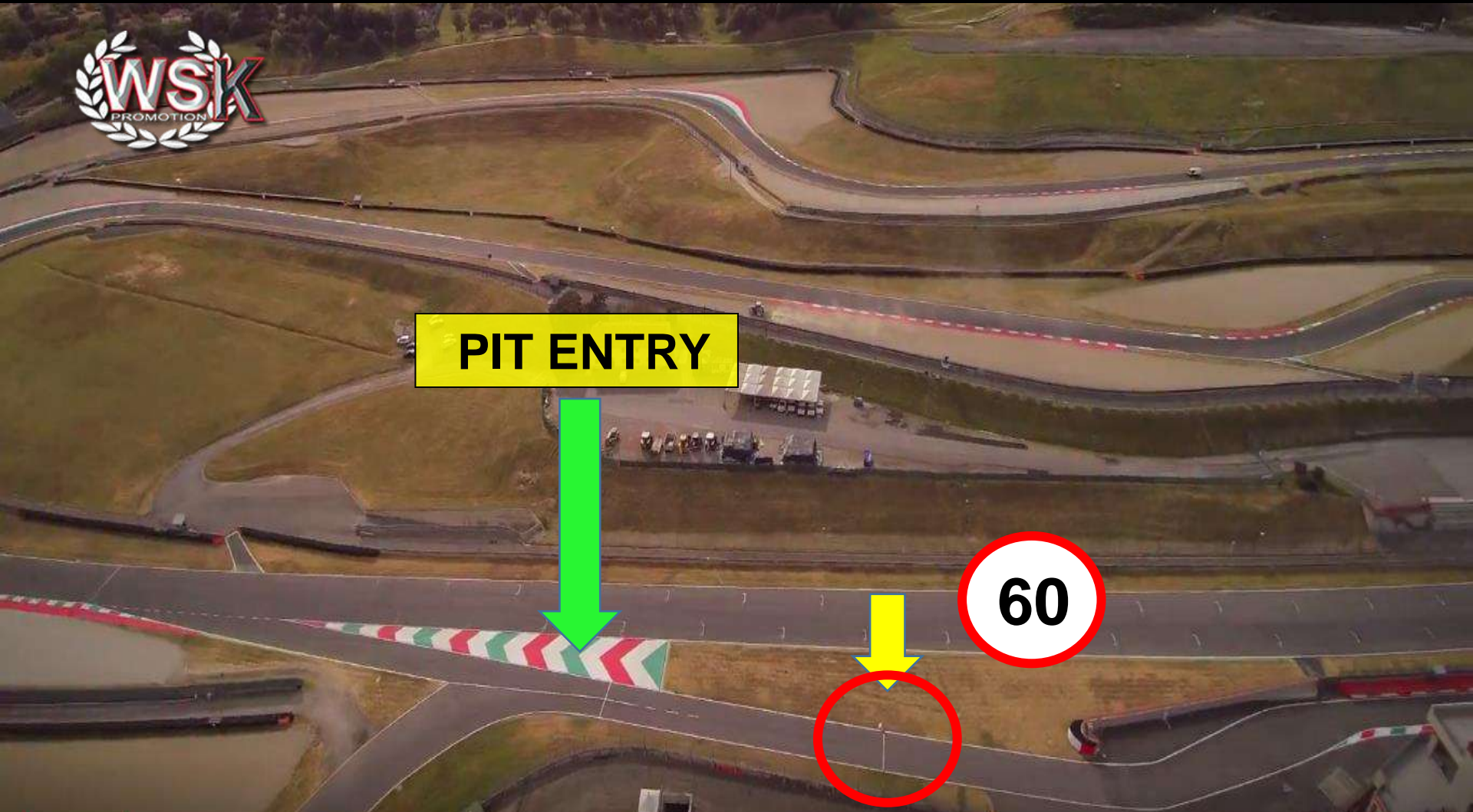


Any Driver intending to leave the Track or to enter the Pit Lane shall signal their intention to do so in good time and shall make sure that it is safe to do so.
At all times, access to the Pit Lane is allowed only through the Pit Entry.



PIT ENTRY

60



mugello
CIRCUIT



SPEED LIMIT IN THE PIT - 60 KM/H



During the start of a Race, the Pit Wall must be kept clear of all persons



FAST LANE

INNER LANE

SPEED LIMIT IN THE PIT 60 KM/H

PIT EXIT

SPEED LIMIT 60 KM/H
End of Speed Control



Automobile Club d'Italia
SPORT

mugello
CIRCUIT

mugello
CIRCUIT

ACI
Automobile Club d'Italia
SPORT

WSK
PROMOTION



PRACTICE START
Only during the free practice

PIT EXIT - LIMIT



mugello
CIRCUIT

ACI
Automobile Club d'Italia
SPORT

DON'T CROSS THE WHITE LINE



MARSHALL POST

mugello
CIRCUIT

ACI
Automobile Club d'Italia
SPORT



If you have problems on track pls move your car near the Marshall Post Entrance
(in the left or right side on track)

STOPPING A FREE PRACTICE SESSION OR A QUALIFYING SESSION

When the red flags/lights are displayed, all Drivers must immediately reduce speed being prepared to stop if necessary and proceed slowly back to the Pit Lane - Pit Allocation.

All abandoned Cars will be moved to a safe position. Any lap time recorded after the red flags have been displayed will not be taken into account.

The driver who caused the Red Flag will be investigated by the stewards



Red Flag during the Qualifying ; stop in your Pit Allocation

RACE CONTROL
FULL COURSE YELLOW

Virtual Safety Car Full Course Yellow

DURING FREE PRACTICE / QUALIFYING / RACE



In case of using the “**Virtual Safety Car**”, the Coc will comply with the following standards speed limit imposed on the entire of tracks is **80 Km/h** ; in this case , at each MP, will be showed the board **FCY** (Full Course Yellow) which will be accompanied by a waved yellow flag , maintaining the same detachment from other cars , until the first MP where the green flag will be on display.

Time Lap under FCY – **3'56"025**

During the races before the restart RC use the Safety Car

STARTING GRID - FORMATION LAP



STARTING PROCEDURE



TIMING

10' (ten minutes) before the announced departure, the cars will leave the pit area.

Will be allowed, in the interval between the opening of the pit lane and its closure, make two laps of the circuit, with the flow in the pit lane and the ignition time limits of the green light.

At the end of the laps line up their cars on the grid in their place and shall turn off the engine; from this time until the exposure of the 3' panel you can work on the car;

5' (five minutes) before the start time is announced, the pit exit will be closed; any car still in the pit area will be allowed to start only after the whole group has passed the pit lane end

exit while doing the first lap; the closure of the pit exit will be signaled by means of a sound

2' warning signal; the start will be announced by the following signs accompanied by a sound signal:

3' panel: the countdown begins; when this panel is shown, access to the grid is closed; any car not on its position on the grid must start from the back of the grid; **from this time**

operations on the car are no longer allowed; everybody except drivers, officials and team staff in charge of the external starting device must leave the grid.

1' panel: engines are started with the starter on board. If necessary, an external starting device is allowed; total clearing out of grid.

30'' panel: after this panel is shown, a green flag will be waved before the grid to indicate that the cars must move on to complete a full lap of the circuit, keeping their positions behind the pole position driver leading.



FORMATION LAP

Practice starts are forbidden during the Formation Lap and the formation must be kept as tight as possible.

Any drivers who is unable to start his car must immediately raise his arm ; when the other cars have lift the grid , the car will be pushed into the pit by the mechanics . During this manoeuvre if the driver is able to restart can rejoin the formation lap and he will take the last place on the grid at the end of the formation lap .

After the green flag if a driver is delayed while leaving his position on the start grid , he can resume his pre-start position on the grid if he is not passed by all the others cars which started the formation lap . If he 's passed by all other cars started on the formation lap , this driver must start the race from the back of the formation

When the Cars return to the Grid at the end of the Formation Lap , they must stop on their respective Grid positions keeping their engines running

STARTING PROCEDURE




STARTING PROCEDURE



Grid Marshals will stand behind the Pit Wall , alongside each Grid position with boards showing the grid position until the car concerned is completely stopped



Any Driver who stops their Car forward or off-centre of the position prescribed by the lines on the Grid, shall be penalised at the discretion of the Stewards.



STARTING PROCEDURE



STARTING PROCEDURE



STARTING PROCEDURE




STARTING PROCEDURE



STARTING PROCEDURE

STARTING PROCEDURE



NO LIGHTS = START



STARTING PROCEDURE



STARTING PROCEDURE



STARTING PROCEDURE



STARTING PROCEDURE



STARTING PROCEDURE



STARTING PROCEDURE



STARTING PROCEDURE





ACI
Automobile Club d'Italia
SPORT


JUMP START



Any false start or conduct that does not comply with the regulations will be signalled by the Officials and penalized with a time penalty of 10 seconds or with a "Drive Through".

EXTRA FORMATION LAP

If the Starter decides that the start must be delayed because a Car involving in a problem , the marshal show the yellow flag and a flashing yellow light (abort start) will be show with the board saying **EXTRA FORMATION LAP**



EXTRA FORMATION LAP

If the Driver is unable to start, he must raise his arm at once and the Starting Row Official will immediately wave a yellow flag; and the Clerk of the Course may decide to delay the start of the race: the NO-START yellow lights will be on and the EXTRA FORMATION LAP panel will be displayed. Drivers will be shown a green flag and will start another formation lap. As soon as the other cars have left the grid, mechanics must then push the car to the pits under the supervision of the Race Officials. The driver start from the Pit lane after the start of the race.

If an extra formation lap is used , the race will be reduced by 2' minutes

EXTRA FORMATION LAP



If an extra formation lap is used , the race will be reduced by 2' minutes

The driver that caused an extra formation lap can start from the Pit lane - A1 – linee Guida point 26 – art .14.8 RDS – Art 103 RSN

TRACK LIMIT


ACI
Automobile Club d'Italia
SPORT

WSK
PROMOTION



Don't use this part of the track

SAFETY CAR



DRIVERS TO FOLLOW SAFETY CAR, NO OVERTAKING

SAFETY CAR

ACI
Automobile Club d'Italia
SPORT

WSK
PROMOTION

1° SAFETY CAR LINE

mugello
CIRCUIT



SAFETY CAR

ACI
Automobile Club d'Italia
SPORT



SAFETY CAR LINE 2



SAFETY CAR

The Safety Car will join the Track with its orange lights illuminated and will join the Track regardless of where the Race leader is.



While the Safety Car is in operation, Cars may enter the Pit Lane, but may only rejoin the Track when the green light-flag at the Pit Exit is switched on. The green light-flag will remain on at all times except when the Safety Car and the line of Cars following it are about to pass or are passing the Pit Exit.

A Car rejoining the Track must proceed at an appropriate speed until it reaches the end of the line of Cars behind the Safety Car.

•It is not permitted to undertake the DRIVE THROUGH or Stop & Go Penalty during a SC deployment and FCY period .

Pit lane exit light is green ,unless the SC and the field are approaching or passing the PIT EXIT

SAFETY CAR

SC
PIT LANE



ALL CARS FOLLOW THE SAFETY CAR INTO THE PIT LANE

Under certain circumstances, the Race Director may ask the Safety Car to use the Pit Lane. In these cases, and provided its orange lights remain illuminated, all Cars must follow it into the Pit Lane without overtaking. On the screen - **Safety Car use the Pit Lane – All cars follows the SC**

SAFETY CAR

SC
PIT LANE



Any Car entering the Pit Lane under these circumstances may stop at its Pit

SAFETY CAR LIGHTS OFF

Turn 11 - Palagio

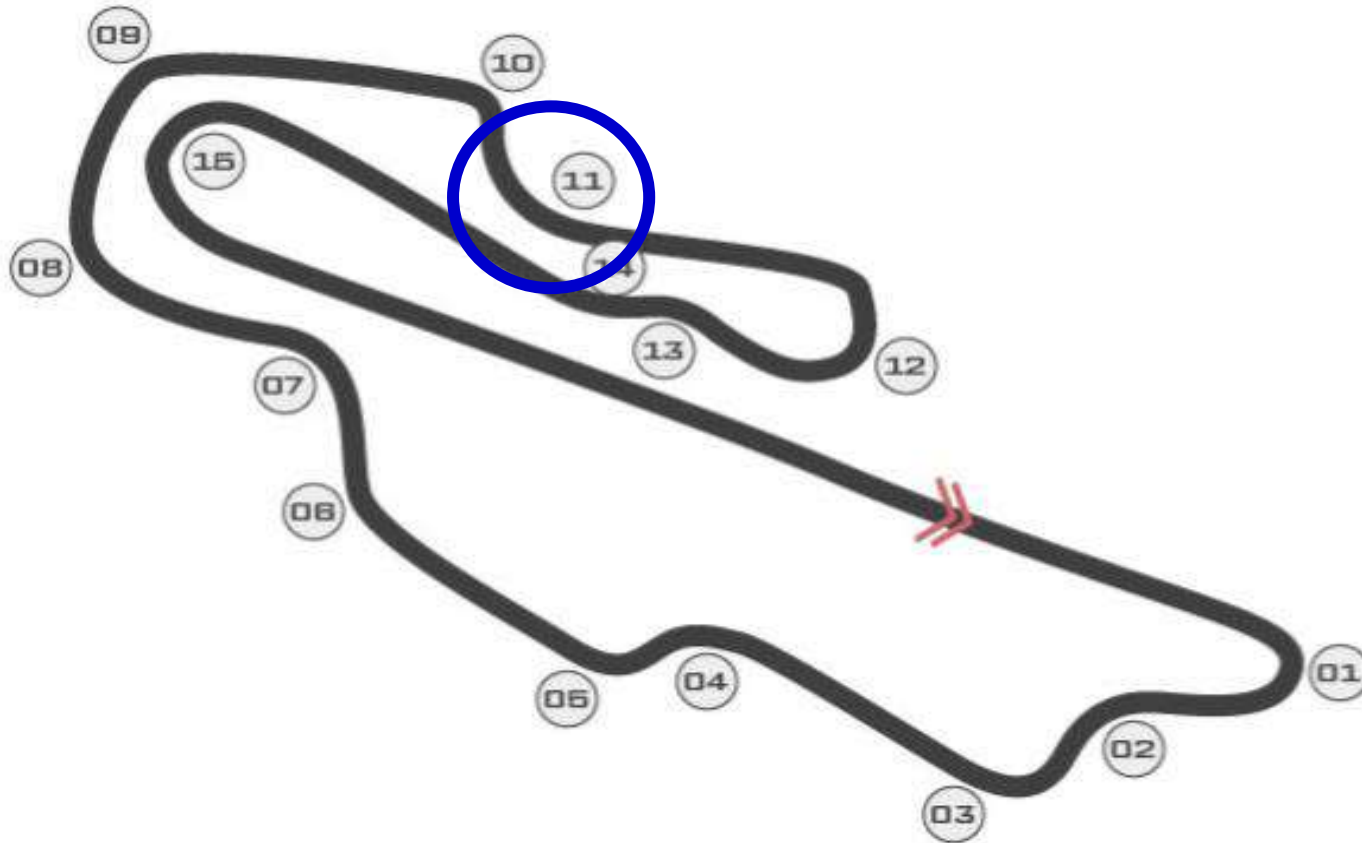


From this turn to the restart ; **NO TYRE WARMING**

SAFETY CAR



SAFETY CAR LIGHTS OFF
Turn 11 - Palagio




In order to avoid the likelihood of accidents before the safety car returns to the pits, from the point at which the lights on the car are turned out, drivers must proceed at a pace which involves no erratic acceleration or braking nor any other manoeuvre which is likely to endanger other drivers or impede the restart.


NO TYRE WARMING

SAFETY CAR IN - RESTART

NO



OK



Overtaking remains forbidden until the Cars cross the Finish Line

SAFETY CAR IN - RESTART



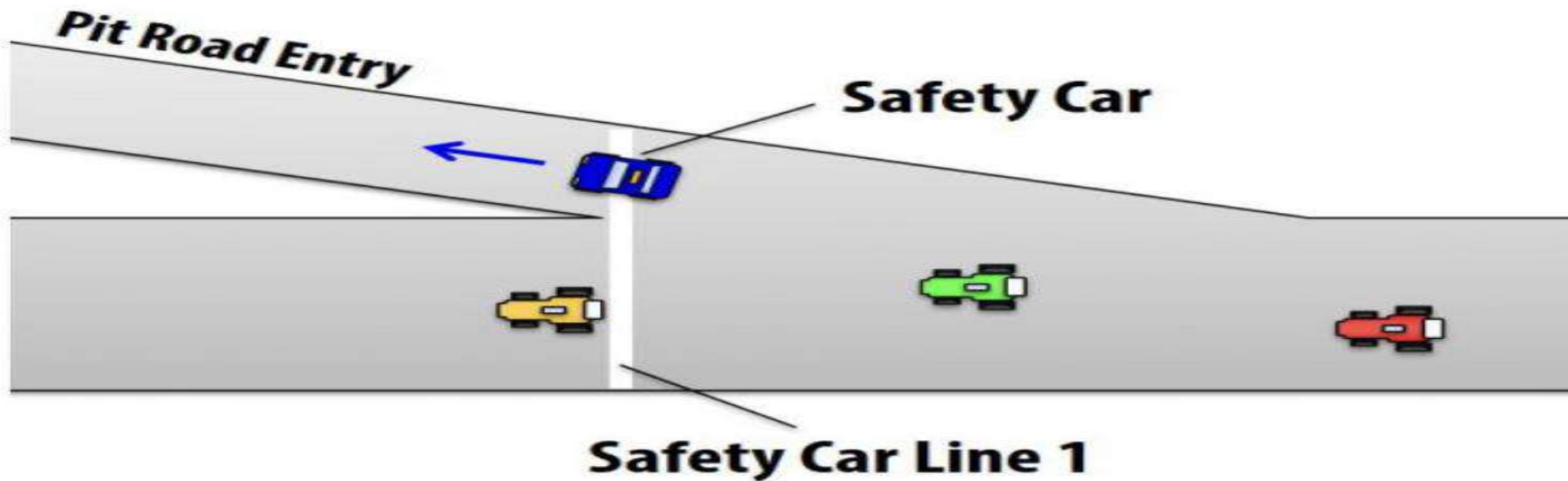
NO TYRE WARMING DURING THE RESTART PROCEDURE
REMAIN IN ONE SINGLE LINE

SAFETY CAR IN - RESTART



NO TYRE WARMING DURING THE RESTART PROCEDURE
REMAIN IN ONE SINGLE LINE

SAFETY CAR IN - RESTART



ATTENTION – DONT' CROSS THE SAFETY CAR LINE 1 , BEFORE THE SAFETY CAR

SAFETY CAR IN - RESTART



Overtaking remains forbidden until the Cars cross the Finish Line

RACE FINISH UNDER SAFETY CAR

00:00 +1 Lap SC
Final Lap



If the Safety Car is still deployed at the beginning of the last lap, or is deployed during the last lap, it will enter the Pit Lane at the end of the last lap and the cars will take the chequered flag as normal without overtaking.



RACE FINISH UNDER SAFETY CAR



00:00 +1 Lap SC
Final Lap



SAFETY CAR GO IN THE PIT – DRIVERS TAKE THE FINISH FLAG



SUSPENDING AND RESUMING THE RACE



Should it become necessary to suspend the Race because the Track is blocked by an accident or other conditions make it dangerous to continue , the Race Director will order and/or lights to be shown at Marshals post and the abort lights to be shown at the Start Line. This is the signal for all Drivers to stop driving at racing speeds and proceed slowly without overtaking and with maximum caution, being prepared to Stop in PIT LANE - Fast Line behind the Safety Car located at Pit Exit . If the SC is in action follow the indication CARS FOLLOW THE SAFETY CAR INTO THE PIT LANE OR STARTING GRID AND STOP

RED FLAG



RED FLAG



RACE SUSPENDED, CARS TO LINE UP IN PIT LANE

SLOW DOWN – MAX 80 KM/H

In case of suspension of the race with a Red Flag, the procedure to be followed will vary according to the number of laps completed by the leader of the race before the interruption of the same:

A) If the Red Flag is shown to the leading car, before it has crossed the finish line at the end of its second race lap, the race will be considered not to have started: The cars must slowly move to the starting grid and reoccupy their original position; - It will be allowed to work on the cars until the 5 'sign is displayed.

The new start time will be communicated and the starting procedure will be resumed with the display of the 5-minute sign. - The distance to be covered will be two (2) laps shorter, or, in the case of timed races, **5 (five) minutes shorter** than the original distance and with the same grid as the first start.

B) If the leading car has completed **more than two full laps, but less than 75% of the expected distance**:

If the interruption will take place during the SC period, the countdown of the race time will be blocked. The cars will return to the starting grid or pit lane behind the SC. When possible, the race will resume behind the SC for the remaining time to complete the intended distance. There will be no sum between the two fractions of the race played.

If the SC period is not active at the time of the Red Flag, the cars must return to the grid or pit lane. They will be lined up according to the ranking drawn up in the last lap preceding the one in which the race was suspended. (*) In timed races the countdown of the race time will be blocked; all transits recorded in the lap in which the race was suspended will be canceled. When possible, the race will resume behind the SC for the time or laps remaining to complete the planned distance. There are no training laps and time will resume when the green lights come on. **There will be no sum between the two fractions of the race played.**

(*) EXAMPLE: if the race is suspended during the 9th lap, the ranking will be that relating to the 8th lap.

SUSPENDING AND RESUMING THE RACE



During the suspension of the race:

- 1) The possibility and the time of assistance on the cars will be indicated by the Clerk of the Course or RD. Refueling is not permitted.
- 2) When the possibility of working on the cars is given, they cannot be moved from where they are positioned.
- 3) Any movements may result in the application of penalties by the stewards.
- 4) Only team members and match officials will be allowed on the grid.
- 5) All cars in the pit lane will be authorized to leave the pits once the race has been resumed.
- 6) At all times the drivers must follow the instructions of the marshals.
- 7) the distance to be covered in the second part of the race will be, (5) five minutes shorter than the distance originally planned for the race from which the first part will be deducted;
- 8) the position of the cars on the starting grid will depend on the classification of the first part of the race;
- 9) will be able to participate in this second part of the race only the cars that have started, provided that they have not retired, that they have been able to reach the starting grid or their garage, as mentioned above, with their own means following a authorized itinerary, and which have been judged suitable to restart by the Technical Stewards. Reserve cars will not be allowed at this start.
- 10) There are no training tours. Time will resume when the green lights come on.

Resuming a Race behind the Safety Car – Pit Lane

5'

Signals will be shown five minutes, three minutes, one minute and fifteen seconds before the resumption and each of these will be accompanied by an audible warning.

3'

When the three minute signal is shown all cars in the fast lane must have their wheels fully fitted, after this signal wheels may only be removed if the car has been moved out of the fast lane or during a further race suspension.

1'

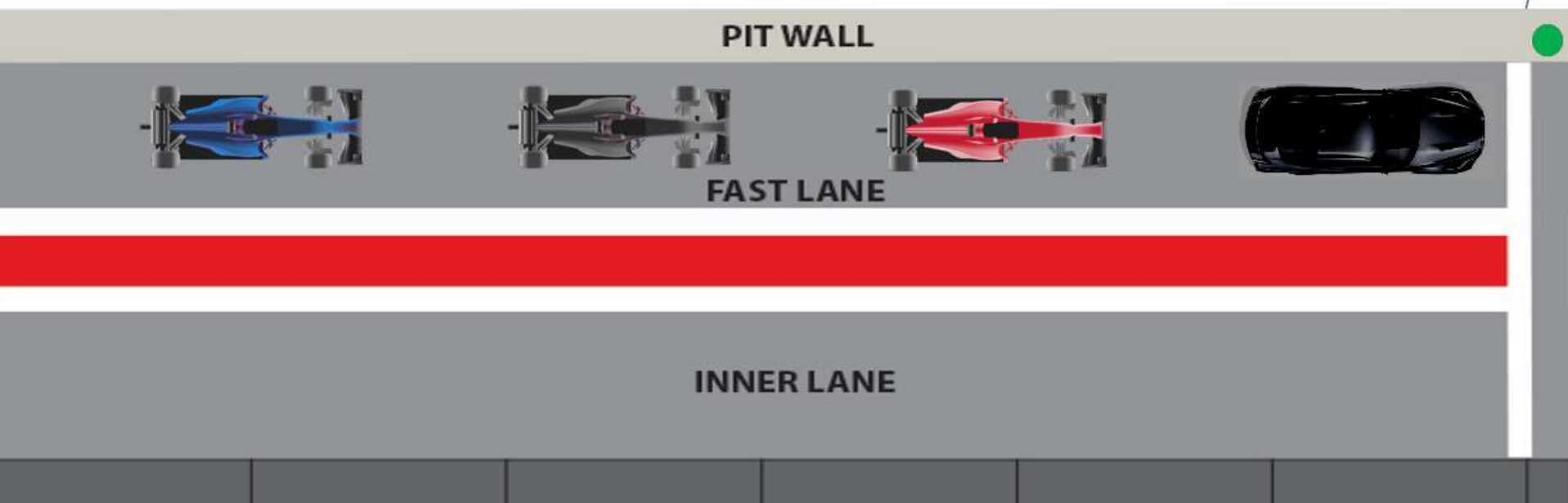
When the one minute signal is shown, engines should be started and all team personnel must leave the grid by the time the 15 second signal is given taking all equipment with them. If any driver needs assistance after the 15 second signal he must raise his arm and, when the remainder of the cars able to do so have left the pit lane, marshals will be instructed to push the car into the working lane. In this case, marshals with yellow flags will stand beside any car (or cars) concerned to warn drivers behind. Drivers may leave the fast lane in order to pass any car unable to leave the pit lane.

15 sec

If the Race cannot be resumed for any reason, the results will be taken at the end of the last lap before the lap during which the signal to suspend the Race was given

Resuming a Race behind the Safety Car – Pit Lane

When the one-minute signal is shown, engines should be started and all team personnel must leave the fast lane by the time the 15-second signal is given, taking all equipment with them.
When the Pit Exit is opened the Safety Car and Race Cars will leave the Pit Lane.



Resuming a Race behind the Safety Car – Pit Lane

If any driver needs assistance after the 15-second signal he must raise his arm to indicate he has a problem.

Cars may leave the Fast Lane to overtake a car that has a problem.

PIT WALL



FAST LANE

INNER LANE

Resuming a Race behind the Safety Car – Pit Lane

When the remainder of the cars able to do so have left the pit lane, marshals will be instructed to push the car with a problem into the inner lane, the team may then work on the car.



PIT WALL

FAST LANE

INNER LANE

Resuming a Race behind the Safety Car – Pit Lane



Under certain circumstances the Race may be started behind the Safety Car. In this case, at any time before the “one-minute” signal is given, its orange lights will be switched on. This is the signal to the Drivers that the Race will be started behind the Safety Car. When the green lights are illuminated, the Safety Car will leave the Grid with all Cars following in Grid order, no more than ten car lengths apart. There will be no Formation Lap and **the Race will start when the green lights came on.**



Any Driver who is delayed leaving the Grid must not overtake another moving Car if they were stationary after the remainder of the Cars had crossed the Start Line.
This Driver must then take up position at the back of the line of Cars behind the SC

FLAGS & INFORMATION



Dangerous situation



Technical problem



Ease the overtake



Race Stopped

STOP & GO
10 'sec

Shown for 2 Laps

The driver has 3 Laps to enter in the Pit Lane
Stop & Go in your Pit Allocation

Race number





155

DRIVE THROUGH

Shown for 2 Laps

The driver has 3 Laps to enter in the Pit Lane

It is not permitted to undertake the **DRIVE THROUGH** or Stop&go Penalty during a SC deployment .

	ISC / REGULATION	ACTION
	Yellow flag	Reduce your speed, do not overtake, and be prepared to change direction. There is a hazard beside or partly on the track.
	Double Yellow flag	Reduce your speed significantly, do not overtake, and be prepared to change direction or stop. There is a hazard wholly or partly blocking the track and/or marshals working on or beside the track
	Full Course Yellow	Once under FCY, cars will slow down to 80 KPH, in single file, and maintain their distance to the car in front and the car behind. Overtaking is strictly prohibited under the FCY. Pit Entry remains open during FCY. The FCY speed limit is also to be respected in the Pit Entry and Exit roads.
	Safety Car	SC procedure has been deployed, immediately slow down and do not overtake. Line up behind the leader.

Pénaltys shown point



Automobile Club d'Italia
SPORT

mugello
CIRCUIT

**DRIVE
THROUGH**

drive through

STOP & GO

155



FLAGS

PARC FERME' ENTRANCE

ACI
Automobile Club d'Italia
SPORT

mugello
CIRCUIT



After receiving the chequered flag, all Cars must proceed on the Track directly to ParcFermé without stopping, without overtaking, without any assistance

Supplementary Regulation



It's possible to cut the track near Savelli corner – Turn 7 only in free practice and qualifying but not during the race ; only for technical or safety reason you can use this part of the track during the race but in this case you must stop near the Box n.20 and you will receive a time penalty of 2' minutes added to the race time

If you use this part of the track during the Formation Lap for the Races, you can start only from the Pit Lane after the start of the race.

PRIZE GIVING CEREMONY



mugello
CIRCUI

The first three drivers of the classification of each race will stop their cars near the Podium for the Podium Ceremony



We wish you a very good weekend



Created by Alessandro Ferrari for

